




2024

KLX[®]300



-  LIME GREEN
-  BATTLE GRAY
-  CYPHER CAMO GRAY (MATTE)



POWER		Rear Tire	4.6 x 18
Engine	4-stroke single, DOHC, liquid-cooled	Front Brakes	Single 250mm petal disc with a dual-piston caliper
Displacement	292cc	Rear Brakes	Single 240mm petal disc with single-piston caliper
Bore x Stroke	78.0 x 61.2mm	DETAILS	
Compression Ratio	11.1:1	Frame Type	Tubular, Semi Double Cradle
Fuel System	DFI [®] with 34mm Keihin throttle body	Rake/Trail	26.7° / 4.2 in
Ignition	CDI	Overall Length	85.6 in
Transmission	6-speed, return shift with wet multi-disc manual clutch	Overall Width	32.3 in
Final Drive	Chain	Overall Height	46.7 in
PERFORMANCE		Ground Clearance	10.8 in
Front Suspension / Wheel Travel	43mm inverted cartridge fork with adjustable compression damping / 10.0 in	Seat Height	35.2 in
Rear Suspension / Wheel Travel	Uni-Trak [®] gas charged shock with piggyback reservoir with adjustable compression, rebound damping and spring preload / 9.1 in	Curb Weight	302.1 lb*
Front Tire	3.00 x 21	Fuel Capacity	2.0 gal
		Wheelbase	56.7 in
		Color Choices	Lime Green, Battle Gray, Cypher Camo Gray (Matte)
		Warranty	12 Month Limited Warranty

Scan with camera to view videos, key features and more.



*Curb weight includes all necessary materials and fluids to operate correctly, full tank of fuel (more than 90 percent capacity) and tool kit (if supplied). KAWASAKI CARES: Read Owner's Manual and all on-product warnings. Always wear a helmet, eye protection and proper apparel. Never ride under the influence of drugs or alcohol. Adhere to the maintenance schedule in your Owner's Manual. ©2025 Kawasaki Motors Corp., U.S.A. Specifications subject to change. Visit paraguay.kawasaki-la.com for full product details.